



## Asymmetrical twin flat spray air-injector nozzles IDTA



Visit [www.lechler-IDTA.com](http://www.lechler-IDTA.com) for full test results and video

Extremely low-drift, air-aspirating air injector twin flat spray nozzle for optimized deposition and reduced spray shadow at higher driving speeds.

### Advantages

- High drift reduction over entire pressure range (approvals pending for IDTA 120-025/03/04/05 applied in Germany, the UK and the Netherlands)
- Nozzle in cap with MULTIJET bayonet system
- Twin flat spray jet 30°/50° with asymmetrical spray angles and flow rates
  - 120° to the front in driving direction with approx. 60 % flow rate share
  - 90° to the rear with approx. 40 % flow rate share
  - 90°/120° gives on the target area the same spray width
- Finer droplet spectrum to the front in driving direction for optimum wetting
- Coarser, more drift resistant droplet spectrum to the rear
- Precise border application in combination with IS border nozzle
- In comparison with standard air-injector flat spray nozzle on vertical target surfaces:
  - Overall coverage twice as high
  - Significantly higher, more uniform deposition at the front and rear
- Optimum user protection thanks to the new 'Click Clean' system for removal/installation of the injector with protective gloves without tools (Patent)



'CLICK CLEAN' removable injector

Crop production Ground care



**Nozzle size**  
02 – 08



**Spray angle**  
front 120°/  
back 90°



**Material**  
Ceramic



**Pressure range**  
1 – 4 – 8 bar



**Recommended filters**  
80M 02  
60M 025 – 08



**Droplet size**  
Extreme coarse – coarse

### Application areas



Plant protection products and growth regulators



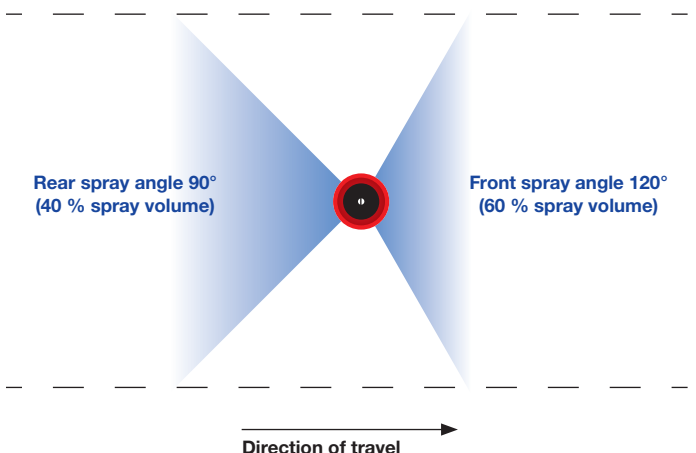
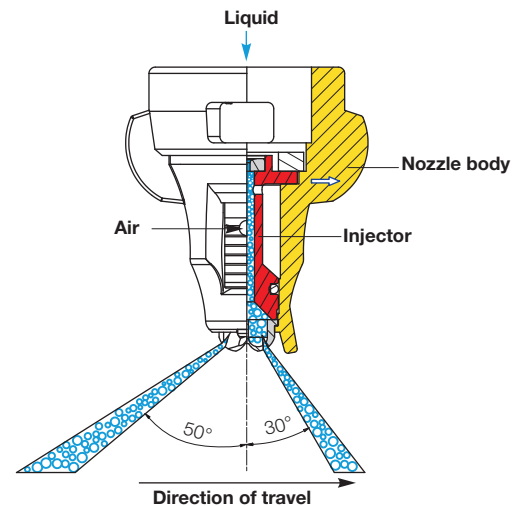
Border application can be combined with border nozzle IS 80 (see page 78)




Golf course



Toolless removable injector



# Spray table for asymmetrical twin flat spray air-injector nozzles IDTA

IDTA Model (60 M)	BCPC	I/min	I/ha 									
			5.0 km/h	6.0 km/h	7.0 km/h	8.0 km/h	10.0 km/h	12.0 km/h	14.0 km/h	16.0 km/h	18.0 km/h	
IDTA 120-02	EC	1.0	0.46	110	92	79	69	55	46	39	35	31
	EC	1.5	0.56	134	112	96	84	67	56	48	42	37
	EC	2.0	0.65	156	130	111	98	78	65	56	49	43
	EC	3.0	0.80	192	160	137	120	96	80	69	60	53
	EC	4.0	0.92	221	184	158	138	110	92	79	69	61
	VC	5.0	1.03	247	206	177	155	124	103	88	77	69
	VC	6.0	1.13	271	226	194	170	136	113	97	85	75
	C	7.0	1.22	293	244	209	183	146	122	105	92	81
C	8.0	1.30	312	260	223	195	156	130	111	98	87	
IDTA 120-025	EC	1.0	0.57	137	114	98	86	68	57	49	43	38
	EC	1.5	0.70	168	140	120	105	84	70	60	53	47
	EC	2.0	0.81	194	162	139	122	97	81	69	61	54
	EC	3.0	0.99	238	198	170	149	119	99	85	74	66
	EC	4.0	1.15	276	230	197	173	138	115	99	86	77
	VC	5.0	1.28	307	256	219	192	154	128	110	96	85
	VC	6.0	1.40	336	280	240	210	168	140	120	105	93
	C	7.0	1.52	365	304	261	228	182	152	130	114	101
C	8.0	1.62	389	324	278	243	194	162	139	122	108	
IDTA 120-03	EC	1.0	0.69	166	138	118	104	83	69	59	52	46
	EC	1.5	0.84	202	168	144	126	101	84	72	63	56
	EC	2.0	0.97	233	194	166	146	116	97	83	73	65
	EC	3.0	1.19	286	238	204	179	143	119	102	89	79
	VC	4.0	1.37	329	274	235	206	164	137	117	103	91
	VC	5.0	1.53	367	306	262	230	184	153	131	115	102
	VC	6.0	1.68	403	336	288	252	202	168	144	126	112
	C	7.0	1.81	434	362	310	272	217	181	155	136	121
C	8.0	1.94	466	388	333	291	233	194	166	146	129	
IDTA 120-04	EC	1.0	0.91	218	182	156	137	109	91	78	68	61
	EC	1.5	1.12	269	224	192	168	134	112	96	84	75
	EC	2.0	1.29	310	258	221	194	155	129	111	97	86
	EC	3.0	1.58	379	316	271	237	190	158	135	119	105
	VC	4.0	1.82	437	364	312	273	218	182	156	137	121
	VC	5.0	2.04	490	408	350	306	245	204	175	153	136
	VC	6.0	2.23	535	446	382	335	268	223	191	167	149
	C	7.0	2.41	578	482	413	362	289	241	207	181	161
C	8.0	2.58	619	516	442	387	310	258	221	194	172	
IDTA 120-05	EC	1.0	1.14	274	228	195	171	137	114	98	86	76
	EC	1.5	1.39	334	278	238	209	167	139	119	104	93
	EC	2.0	1.61	386	322	276	242	193	161	138	121	107
	EC	3.0	1.97	473	394	338	296	236	197	169	148	131
	VC	4.0	2.28	547	456	391	342	274	228	195	171	152
	VC	5.0	2.55	612	510	437	383	306	255	219	191	170
	C	6.0	2.79	670	558	478	419	335	279	239	209	186
	C	7.0	3.01	722	602	516	452	361	301	258	226	201
C	8.0	3.22	773	644	552	483	386	322	276	242	215	
IDTA 120-06	EC	1.0	1.36	326	272	233	204	163	136	117	102	91
	EC	1.5	1.67	401	334	286	251	200	167	143	125	111
	EC	2.0	1.93	463	386	331	290	232	193	165	145	129
	VC	3.0	2.36	566	472	405	354	283	236	202	177	157
	VC	4.0	2.73	655	546	468	410	328	273	234	205	182
	VC	5.0	3.05	732	610	523	458	366	305	261	229	203
	C	6.0	3.34	802	668	573	501	401	334	286	251	223
	C	7.0	3.61	866	722	619	542	433	361	309	271	241
C	8.0	3.86	926	772	662	579	463	386	331	290	257	
IDTA 120-08	EC	1.5	2.23	535	446	382	335	268	223	191	167	149
	EC	2.0	2.58	619	516	442	387	310	258	221	194	172
	EC	3.0	3.16	758	632	542	474	379	316	271	237	211
	VC	4.0	3.65	876	730	626	548	438	365	313	274	243
	VC	5.0	4.08	979	816	699	612	490	408	350	306	272
	C	6.0	4.47	1073	894	766	671	536	447	383	335	298
	C	7.0	4.83	1159	966	828	725	580	483	414	362	322
	C	8.0	5.16	1238	1032	885	774	619	516	442	387	344

## BCPC Droplet size classification

VF	Very fine
F	Fine
M	Medium
C	Coarse
VC	Very coarse
EC	Extreme coarse

Classifications are subject to change

- Spray pressure at the nozzle tip (gauged with a diaphragm valve)
- The stated liter-per-hectare rates apply to water.
- Prior to each spraying season, verify the table data by gauging the flow rates.
- Make sure that all nozzles have the same settings.

Finer droplet spectrum to the front in driving direction for optimum coverage

Coarser, more drift resistant droplet spectrum to the rear



UK DISTRIBUTOR  
altek International Ltd

The Office, Timaru Farm,  
Barton Road, Elsham,  
Brigg, DN20 0LS

01652 688889  
www.altekindernational.com

## Online nozzle calculator



Apple



Android

## How to order

Type + Spray angle + int'l nozzle size + Material = Order. no.  
IDTA 120° 025 C (ceramic) = IDTA 120-025 C